




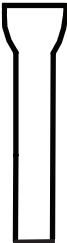
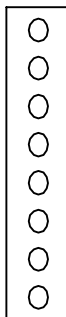
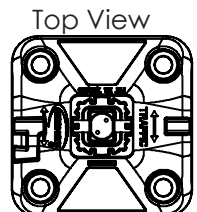


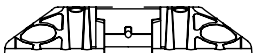

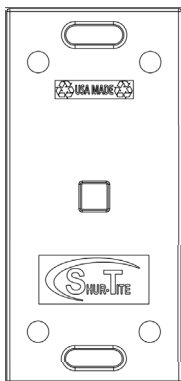


I am requesting: <input type="checkbox"/> Complete System <input type="checkbox"/> Post/Flex Joint <input type="checkbox"/> Post Only	Post Type: 2.375 OD 2.25 OD 3.00 OD  HD <input type="checkbox"/>  SD <input type="checkbox"/>  UR <input type="checkbox"/>	Post Top:  <input type="checkbox"/> 13" Flat  <input type="checkbox"/> Round  <input type="checkbox"/> 3.5" Flat (not typical)
---	--	---

*HD & SD Posts utilize the Shur-Flex System

Post Color: <input type="checkbox"/> White <input type="checkbox"/> Grey <input type="checkbox"/> Yellow <input type="checkbox"/> Green <input type="checkbox"/> Orange <input type="checkbox"/> Red <input type="checkbox"/> Black <input type="checkbox"/> Brown <input type="checkbox"/> _____	Post Height: <input type="checkbox"/> 18" <input type="checkbox"/> 42" <input type="checkbox"/> 28" <input type="checkbox"/> 48" <input type="checkbox"/> 36" <input type="checkbox"/> 54" <input type="checkbox"/> 36" UR <input type="checkbox"/> 60"	Most Common Configurations: Driveable - 48" post, 13" flat top w/ reflective sheeting. Surface Mount - 36" round top post w/ 2 wraps of reflective sheeting. Shur-Curb - 36" round top post with w/2 wraps of sheeting.
Post Cap: <input type="checkbox"/> Yes <input type="checkbox"/> No		

Sheeting: <input type="checkbox"/> White <input type="checkbox"/> Yellow <input type="checkbox"/> Orange <input type="checkbox"/> Red <input type="checkbox"/> Green <input type="checkbox"/> Blue <input type="checkbox"/> _____	Type: <input type="checkbox"/> Type III/IV High Intensity <input type="checkbox"/> Type V AR1000 <input type="checkbox"/> Type XI Diamond Grade	Size: <input type="checkbox"/> 3X3 <input type="checkbox"/> 4X8 SD/HD Wrap <input type="checkbox"/> 3X4 <input type="checkbox"/> 4X12 UR Wrap <input type="checkbox"/> 3X6 <input type="checkbox"/> 3X8 SD/HD wrap <input type="checkbox"/> 3X9 <input type="checkbox"/> 3X10 <input type="checkbox"/> 3X12 Sheet or UR Wrap	Quantity: <input type="checkbox"/> 1-way <input type="checkbox"/> 2-way <input type="checkbox"/> 360 degree
---	---	--	---

Base Options: 	Fixed Base 7x7  	Fixed Base 7x10  	Shur-Curb 10x40 	RB35 Rubber Base 	Hardware: <input type="checkbox"/> Concrete and Asphalt Anchors <input type="checkbox"/> Two - Part Epoxy <input type="checkbox"/> 22 oz Tube Kit <input type="checkbox"/> 2 - Gallon Kit <input type="checkbox"/> 10 - Gallon Kit <input type="checkbox"/> Super Bundy Pads
---	---	--	---	---	---

Base Colors: <input type="checkbox"/> White (7x7 or Curb) <input type="checkbox"/> Yellow (7x7 or Curb) <input type="checkbox"/> Black (7x7, 7x10,)	Base Sheeting Colors: (7X7 only) <input type="checkbox"/> Orange (7x7) <input type="checkbox"/> Green (7x7) <input type="checkbox"/> Other _____ (7x7)	Notes: <input type="checkbox"/> White <input type="checkbox"/> 1-way <input type="checkbox"/> Yellow <input type="checkbox"/> 2-way <input type="checkbox"/> Other _____
---	--	--